

TALADRO

ACCESORIOS INCLUIDOS



PORTABROCAS

| MODELO | DESCRIPCIÓN | ROSCA | MIN CAPACIDAD mm | MAX CAPACIDAD mm | MIN CAPACIDAD inch | MAX CAPACIDAD inch | REFERENCIA | FABRICANTE |
|--|------------------------------|---------|---------------------|---------------------|-----------------------|-----------------------|--|------------|
| CP7300 | Portabroca de llave Llave | 3/8"-24 | 1 | 6 | 1/25" | 1/4" | 894 015 8751 | |
| CP1014P24, 33, 45 | Portabroca de llave Llave | 3/8"-24 | 0.7 | 6 | 1/35" | 1/4" | 205 055 5863 205 055 5873 | JACOBS |
| CP1014P05, CP1014P09, CP785, CP1117P, CP789R... | Portabroca de llave Llave | 3/8"-24 | 1 | 10 | 1/32" | 3/8" | C142408 CA050120 | JACOBS |
| CP1117P, CP785H, CP789R | Portabroca de llave Llave | 3/8"-24 | 1 | 13 | 1/32" | 1/2" | S066095 CA050122 | JACOBS |
| CP1014P..., CP785, CP1117P, CP789R... | Portabroca sin llave | 3/8"-24 | 1.5 | 10 | 1/16" | 3/8" | 205 050 2063 | JACOBS |
| CP1117P..., CP789R... | Portabroca sin llave | 3/8"-24 | 1.5 | 13 | 1/16" | 1/2" | 205 050 2073 | JACOBS |
| CP1114R05, 09 | Portabroca de llave Llave | 3/8"-24 | 1 | 13 | 1/32" | 1/2" | 894 017 4027 894 017 4029 | JACOBS |
| CP1114R26, 40 | Portabroca de llave Llave | 3/8"-24 | 1 | 13 | 1/32" | 1/2" | 894 017 4028 894 017 4029 | JACOBS |

ACCESORIOS OPCIONALES

PORTABROCAS

| MODELO | DESCRIPCIÓN | ROSCA | MIN CAPACIDAD mm | MAX CAPACIDAD mm | MIN CAPACIDAD inch | MAX CAPACIDAD inch | REFERENCIA | FABRICANTE |
|--|----------------------|---------|---------------------|---------------------|-----------------------|-----------------------|-----------------------------------|------------|
| CP1014P... CP7300... | Portabroca de llave | 3/8"-24 | 0.5 | 6 | 1/64" | 1/4" | 894 017 0364 | RÖHM |
| "CP1117P..., CP785H,CP789HR..." | Portabroca de llave | 3/8"-24 | 1.5 | 13 | 1/16" | 1/2" | 894 017 0366 | RÖHM |
| CP1114R26, 40 | Portabroca Llave | 3/8"-24 | 1 | 13 | 1/32" | 1/2" | S066095 CA050122 | JACOBS |
| CP1114R05, 09 | Portabroca sin llave | 3/8"-24 | 1.5 | 13 | 1/16" | 1/2" | 2 050 502 073 | JACOBS |
| CP1114R26, 40 | Portabroca sin llave | 3/8"-24 | 1.5 | 10 | 1/16" | 3/8" | 205 050 2063 | JACOBS |

ESTRIBO DE SUSPENSIÓN

| MODELO | DESCRIPCIÓN | REFERENCIA |
|-------------------|-----------------------|---------------------|
| CP1014P... | Estribo de suspensión | 205 055 5853 |
| CP1114R | Estribo de suspensión | 473153 |
| CP1117P... | Estribo de suspensión | 894 016 8729 |




MANGO LATERAL

| MODELO | DESCRIPCIÓN | REFERENCIA |
|----------------------|--------------------------------------|--|
| CP1014P05 | Pieza de sujeción del mango Mango | 205 055 5883 205 055 2473 |
| CP1114R05, 09 | Accesorio lateral y manejar | 894 017 4061 |
| CP1117P05, 09 | Pieza de sujeción del mango Mango | 205 055 2463 205 055 2473 |
| CP785H | Pieza de sujeción del mango | CA146179 |
| CP789HR | Mango | C136901 |
| CP9286 CP9288 | Pieza de sujeción del mango | 205 049 8553 |
| CP9789 CP9791 | Pieza de sujeción del mango | 205 049 8543 |

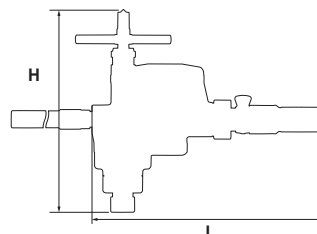
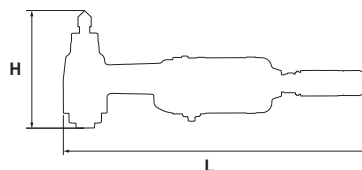
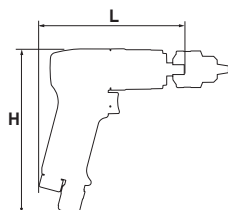


TUNE-UP KITS

| MODELO | TUNE-UP KIT |
|----------------------|---------------------|
| CP1014P... | 205 055 5513 |
| CP1114R | 894 017 4059 |
| CP1117P... | 205 055 2333 |
| CP1720R22 | 894 017 0561 |
| CP1720R32/R50 | 894 017 0580 |
| CP1816 | 894 017 0380 |
| CP1820R22 | 894 017 0656 |
| CP1820R32 | 894 017 0672 |
| CP7300 | 205 052 8663 |
| CP7300R | 205 052 8673 |
| CP9285/9287 | 205 050 3743 |
| CP9286/9288 | 205 050 3753 |
| CP9789/9791 | 205 050 6563 |
| CP9790/9792 | 205 050 6543 |



DIMENSIONES



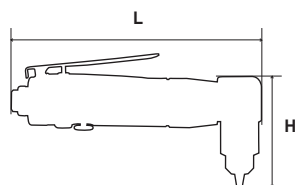
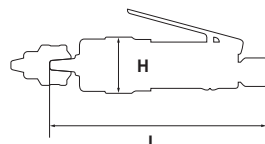
DRILADRO

FORMA DE PISTOLA, MANGO EN D

| MODELO | DIMENSIONES | | | |
|-----------------|-------------|-----|-----|-----|
| | L | | H | |
| | in. | mm | in. | mm |
| CP1014P05 | 5.9 | 150 | 5.5 | 140 |
| CP1014P24,33,45 | 4.9 | 124 | 5.5 | 140 |
| CP1114R05 | 8.5 | 215 | 5.5 | 140 |
| CP1114R09 | 8.5 | 215 | 5.5 | 140 |
| CP1114R26 | 7.7 | 195 | 5.5 | 140 |
| CP1114R40 | 7.7 | 195 | 5.5 | 140 |
| CP1117P05, 09 | 8.3 | 210 | 5.7 | 145 |
| CP1117P24,32,60 | 7.1 | 180 | 5.7 | 145 |
| CP1816 | 14.3 | 364 | 6.7 | 170 |
| CP7300 | 4.2 | 107 | 5.3 | 135 |
| CP785 | 7.0 | 178 | 4.9 | 125 |
| CP785H | 6.7 | 169 | 4.9 | 125 |
| CP789R... | 7.0 | 178 | 5.7 | 145 |
| CP789HR | 6.9 | 175 | 5.7 | 145 |
| CP9285/9287 | 6.1 | 154 | 5.8 | 147 |
| CP9286/9288 | 6.6 | 167 | 5.8 | 147 |
| CP9789/9791 | 6.6 | 167 | 5.8 | 147 |
| CP9790/9792 | 6.1 | 154 | 5.8 | 147 |

PESADO

| MODELO | DIMENSIONES | | | |
|-----------|-------------|-----|------|-----|
| | L | | H | |
| | in. | mm | in. | mm |
| CP1720R22 | 18.6 | 472 | 7.4 | 187 |
| CP1720R32 | 22.8 | 578 | 9.7 | 247 |
| CP1720R50 | 23.4 | 595 | 11.3 | 288 |
| CP1820R22 | 13.3 | 338 | 13.6 | 346 |
| CP1820R32 | 16.5 | 419 | 17.7 | 450 |



EN LÍNEA, ESQUINA

| MODELO | DIMENSIONES | | | |
|--------|-------------|-----|------|----|
| | L | | H | |
| | in. | mm | in. | mm |
| CP879 | 8.0 | 203 | 3.14 | 80 |
| CP887 | 6.9 | 175 | 1.6 | 40 |

